

OverHead®

The space miracle

- optimal use of space, free processing area
- the best possible chip protection thanks to overhead axes
- particularly suitable for tall and bulky components
- available in five sizes



Fig. OverHead® M20
equipped with control panel
iOP-19

OverHead® | The space miracle

Do you still need a maximum travel even if you have a limited space? If this is the case, we have the solution for you. Our overhead machine series offer maximum travels with compact footprints. All drives are positioned in the upper part of the machine. So you have the machine table completely free for your individual applications.

Features

- completely free table clamping surface
- powerful isel control with maintenance-free servomotors
- reliable LES units with steel ball screws installed as drives
- easy to use thanks to the height-adjustable CNC panel
- network-compatible control PC with WINDOWS
- parallel sliding door
- clamping of the workpieces by means of a T-slot plate
- variable portal passages according to the respective customer application

Options

- iSA milling spindles and water-cooled HF milling spindles
- round and linear tool changing stations
- cooling spray device
- cold air cooling Cool-Min
- automatic tool length measurement
- mill breakage control
- electronic handwheel
- pneumatic sliding door
- rotation units
- a maximum of 6 interpolating axes + 6 handling axes
- safety light curtain
- closed and/or light-tight hood for laser applications
- hood attachment with increased portal passage
- workpiece clamping systems (hand lever, vacuum clamping tables, etc.)
- extraction systems
- Lateral loading for integration into production lines
- LED engine room lighting
- RAL colour selection
- PC control panel with free PCI slots (for the use of external PCI hardware)
- interface adjustments
- CAD/CAM software

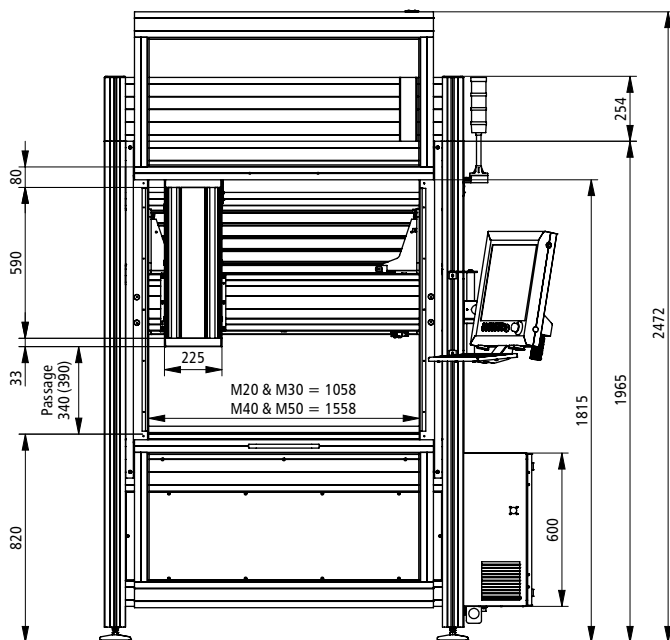
Technical data

OverHead®	M20	M30	M40	M50	M60
Travel ranges X/Y [mm]	710/610	710/910	1210/910	1210/1410	1510 x 1710
Z stroke [mm]*	310 (optional 410; 510)				
Z passage [mm]*	340/390 (optional 440/490; 540/590)				
Table clamping area WxD [mm]	1100 x 1000	1100 x 1300	1600 x 1300	1600 x 1800	1750 x 2000
Dimensions WxDxH [mm]	1445 x 1245 x 2219	1445 x 1545 x 2219	1945 x 1545 x 2219	1945 x 2045 x 2219	2290 x 2445 x 2224
Equipped with switch cabinet & open door	1728 x 1245 x 2472	1691 x 1545 x 2472	2192 x 1545 x 2472	2228 x 2045 x 2472	3153 x 3267 x 2424
Travel speed X/Y/Z	15 m/min.				
Drive motors	Maintenance-free EC/AC servomotors				
Drive elements X/Y/Z	Ball screw drive 16 x 10 / 16 x 10 / 16 x 5 mm, set without clearance				
Control	CAN controller iMD equipped with 4 drive controllers which are expandable to 12 axes (max. 6 interpolated and 6 handling axes), PC, I/O module, safety circuit equipped with standstill monitoring, power supply of 48 V / 1000 W				
Operation	Control panel iOP-19 touchscreen equipped with keyboard and touchpad				
Software	WinRemote (optional: ProNC, isy-CAM)				
Weight [kg]	approx. 690	approx. 710	approx. 750	approx. 910	approx. 1150
Electrical specifications	400 V / 16 A				
Part No.	278020 343443*	278021 343443*	278022 343443*	278023 343443*	278024 343443*

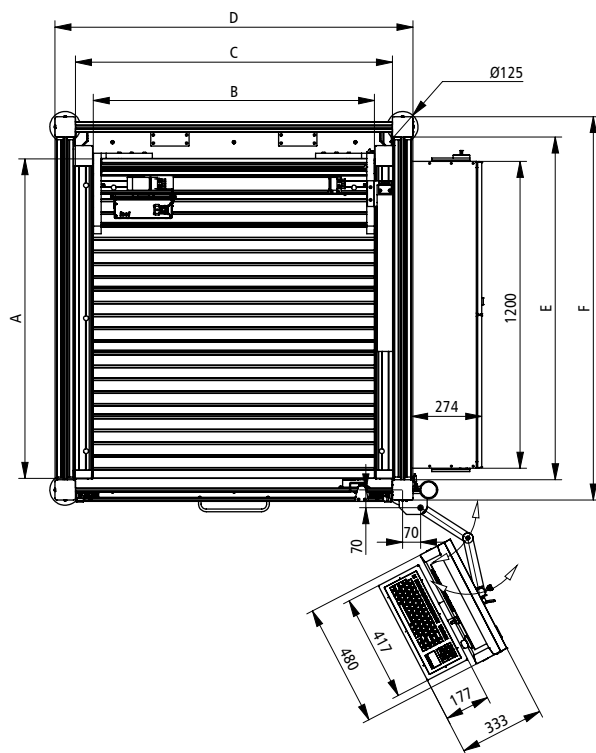
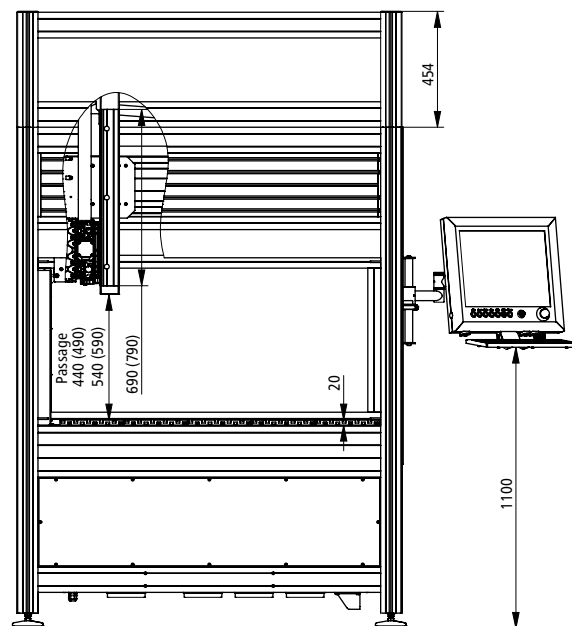
*without installed components on the axes.

OverHead® | Dimensional drawing [dimensions in mm]

Standard passage




Increased passage



OverHead®	M20	M30	M40	M50	M60*
A	1000	1250	1250	1750	2000
B	1100	1100	1600	1600	1750
C	1240	1240	1740	1740	2150
D	1400	1400	1900	1900	2400
E	1040	1340	1340	1840	1995
F	1200	1500	1500	2000	2245

*Dimensional drawing M60 upon request.

OVERHEAD® | More than just a system



Typical materials:

- light and non-ferrous metals
- foam and milled plastics
- ceramics
- plexiglass
- and many more

Application areas:

- gluing and dispensing
- laser applications
- welding
- handling

